

# DANONE



**WEST  
JORDAN**  
UTAH

## Economic Profile

June 2019



Located in the heart of the Salt Lake Valley, West Jordan is home to large families, a well-educated workforce, and households which earn more than the state and national median. The City also offers:

- Over 6,000 acres available for retail, office, industrial, and residential development
- Regional shopping venues at Jordan Landing and Gardner Village
- The Salt Lake Community College's Jordan Campus
- Access to four world class ski resorts in 30 minutes
- Five universities less than 40 miles away

West Jordan has a large and diverse business community, with over 3,200 licensed businesses, including such notable companies as Boeing, Oracle, Dannon Yogurt, PayPal and Sysco Food Services. The City also offers a sizeable and varied workforce of over 30,000, including professions such as traditional manufacturing; food production and distribution; financial, insurance, and real estate; advanced technology; medical and healthcare; hospitality and food services, and general retail.

With its proximity to infrastructure, educational facilities, and a business-friendly environment, West Jordan is uniquely positioned to be at the forefront of the next wave of business growth in the Salt Lake Valley.

To find out more, contact the Economic Development Department at 801-569-5100 or visit the city's website at: [www.WestJordan.Utah.Gov/Economic-Development](http://www.WestJordan.Utah.Gov/Economic-Development)



*Jim Riding*

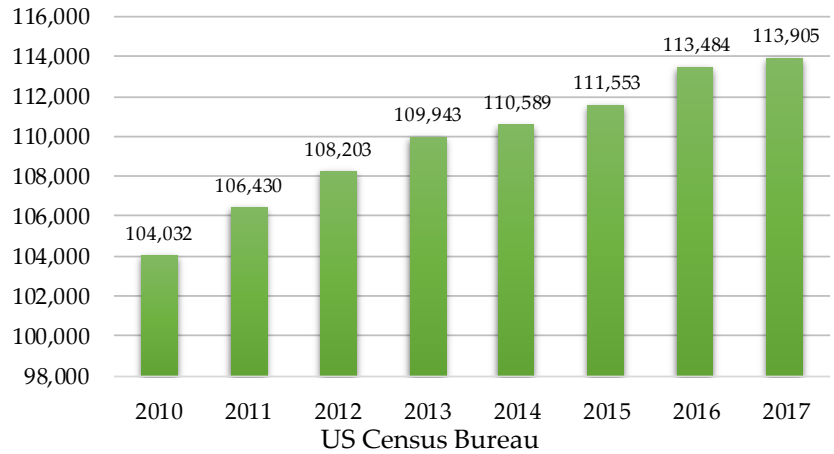
West Jordan City Mayor

## 2017 Demographics

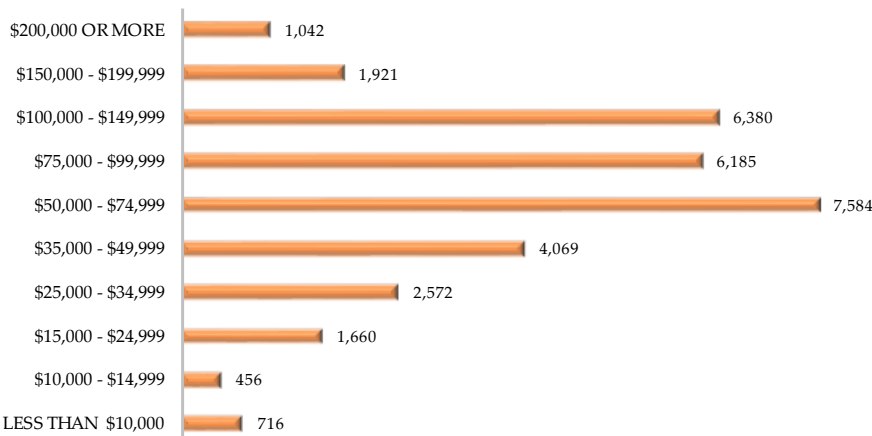
Median Household Income:	\$72,083
Mean Family Income:	\$87,116
Per Capita Income:	\$25,375
Median Age:	30.7

US Census Bureau

## Population Estimate



## Households by Income (2017)



US Census Bureau

## 2017 Housing & Households

Total Households:	32,551
Monthly Housing Costs:	\$1,267
Avg. Family Size:	3.77
Owner-occupied units:	74.9%

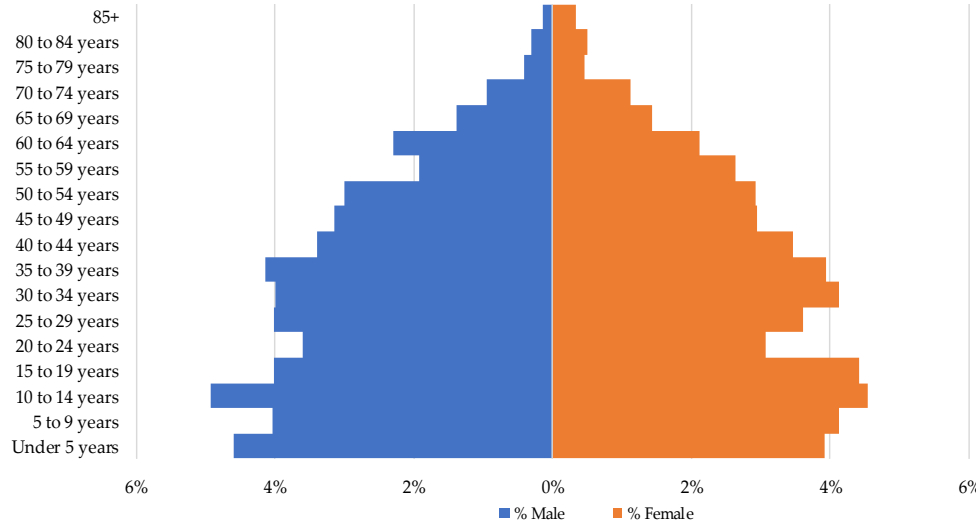
US Census Bureau

## 2017 Educational Attainment: (age 25+)

Graduate or Prof:	4,204 (6.4%)
Bachelor's Degree:	11,030 (16.8%)
Associate's Degree:	7,637 (11.6%)
Some College:	18,549 (28.2%)
High School:	18,607 (28.3%)
9 <sup>th</sup> to 12 <sup>th</sup> Grade:	3,988 (6.1%)
Less than 9 <sup>th</sup> Grade:	1,732 (2.6%)

US Census Bureau

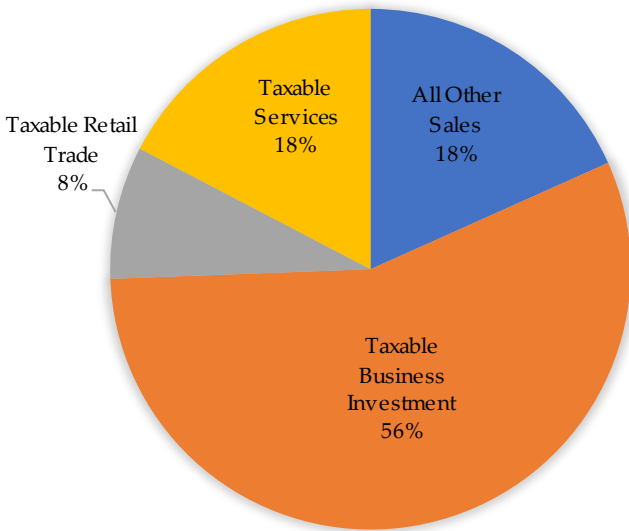
## 2017 Population



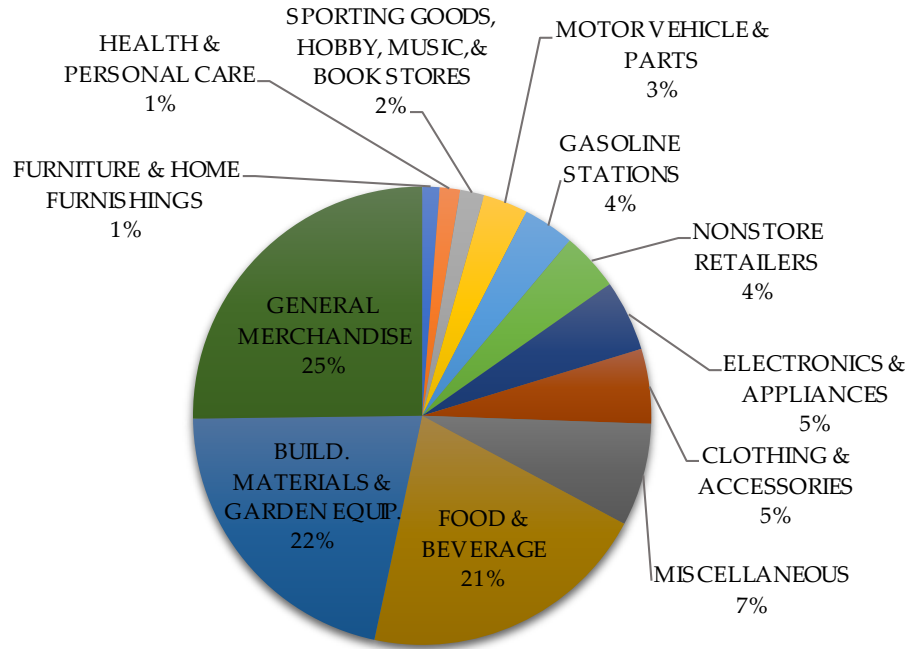
US Census Bureau

## 2018 Retail Sales

## 2018 TAXABLE SALES



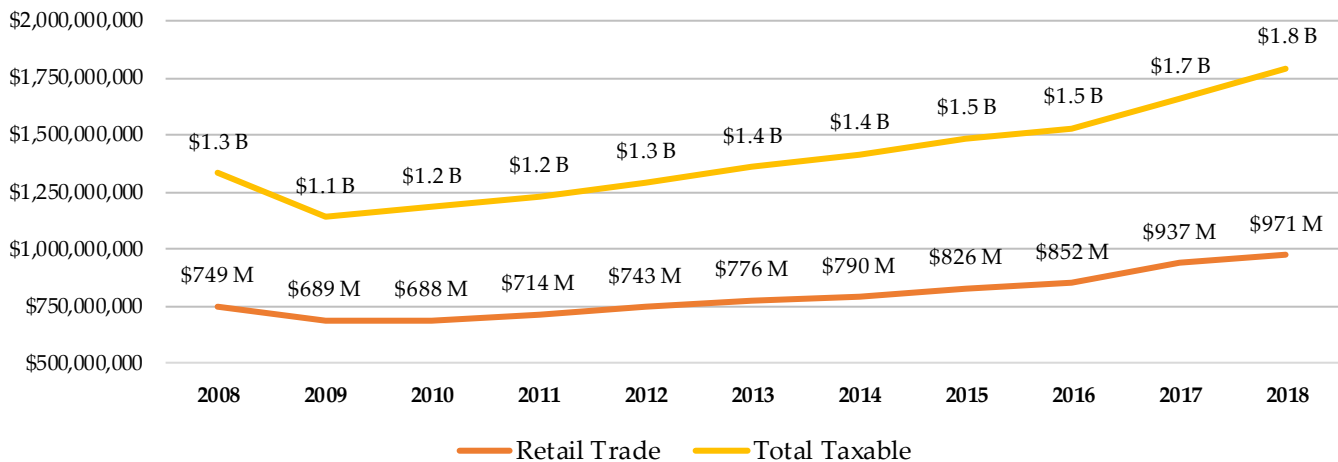
UT State Tax Commission



UT State Tax Commission

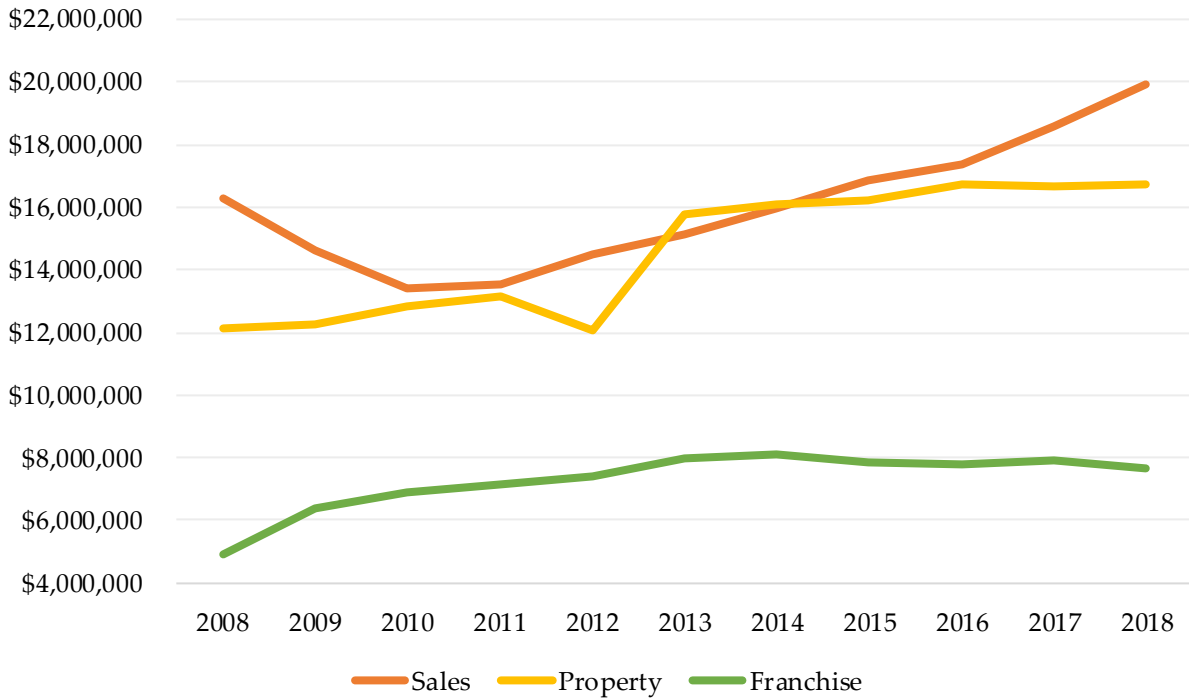
- Retail Sales** – Motor Vehicles, Furniture, Food & Beverage, Clothing, Gasoline, etc.
- Services** – Utilities, Information, Finance & Insurance, Real Estate, Management etc.
- Business Investment** – Agriculture, Mining, Construction, Manufacturing, etc.
- All Other Sales** – Public Administration, Special Events, Private Motor Sales, etc.

## Taxable Sales



UT State Tax Commission

## Tax Revenue

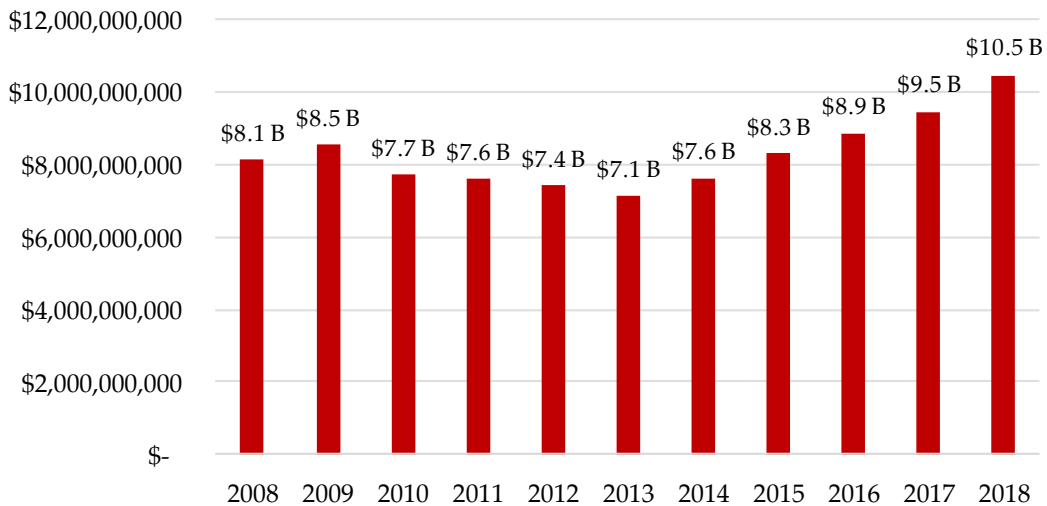


## Tax Revenue by Source

Year	2009	2010	2011	2012	2013	2014	2015	2016	2017	2018
Sales	\$14,598,750	\$13,404,929	\$13,559,906	\$14,467,761	\$15,161,672	\$15,976,144	\$16,845,871	\$17,371,482	\$18,583,140	\$19,222,143
Property	\$12,288,438	\$12,841,671	\$13,145,296	\$12,094,366	\$15,744,286	\$16,067,375	\$16,203,384	\$16,713,472	\$16,685,255	\$16,718,403
Franchise	\$6,383,768	\$6,911,183	\$7,129,083	\$7,409,499	\$7,964,188	\$8,112,830	\$7,871,219	\$7,805,965	\$7,931,648	\$7,651,704
<b>Total:</b>	<b>\$33,270,956</b>	<b>\$33,157,783</b>	<b>\$33,834,285</b>	<b>\$33,971,626</b>	<b>\$38,870,146</b>	<b>\$40,156,349</b>	<b>\$40,920,474</b>	<b>\$41,890,919</b>	<b>\$43,200,043</b>	<b>\$44,292,250</b>

WJ Finance Department

## Total Property Value



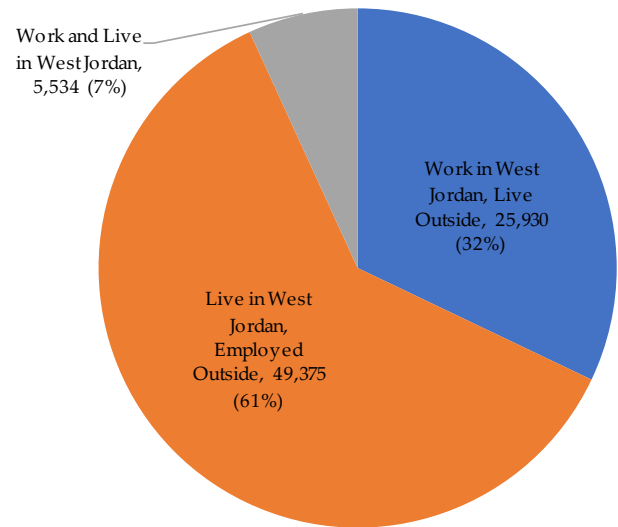
WJ Finance Department

## 2017 Resident Worker Occupation:

Management, Business:	18,914
Sales, Office Occupations:	16,217
Service Occupations:	8,696
Production, Transportation:	7,821
Natural Resources:	5,688

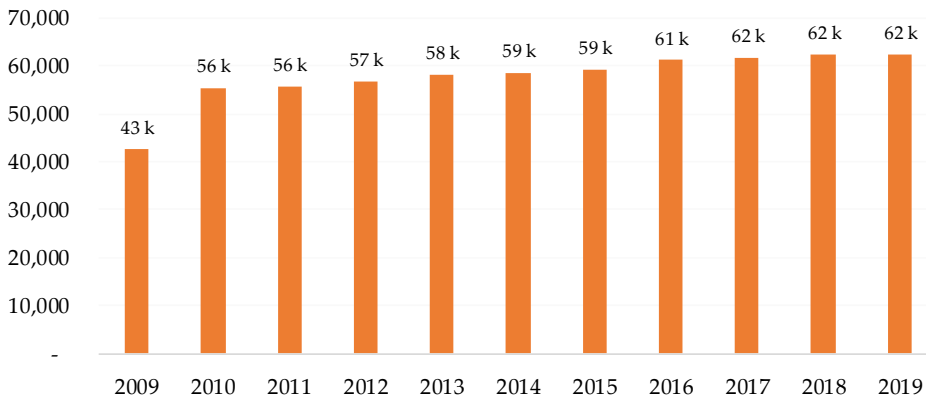
US Census Bureau

## 2015 JOBS INFLOW / OUTFLOW



US Census Bureau

## Labor Force



US Bureau of Labor Statistics

## 2017 Field of Bachelor's:

Science, Engineering & Related:	6,193
Business:	3,684
Arts, Humanities:	3,257
Education:	2,100

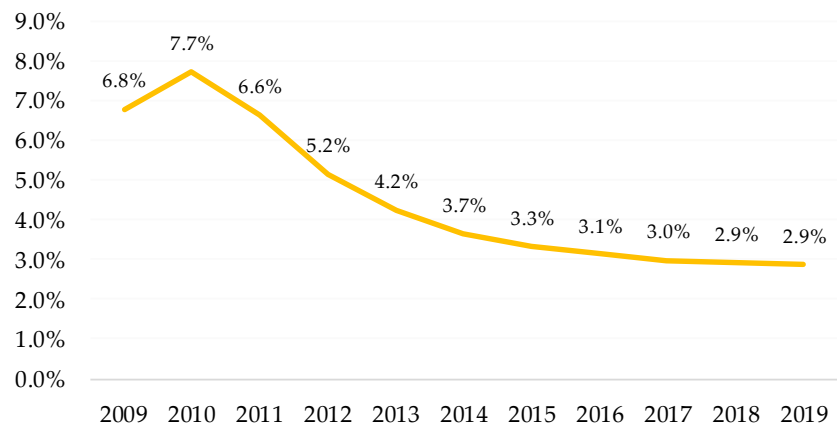
US Census Bureau

## 2017 Workforce (age 16-64):

Workforce Population	80,602
Full-time Workers:	40,530
Part-time & Seasonal Workers:	27,295
Median Worker Age:	37.5
Median Weekly Hours:	37.8

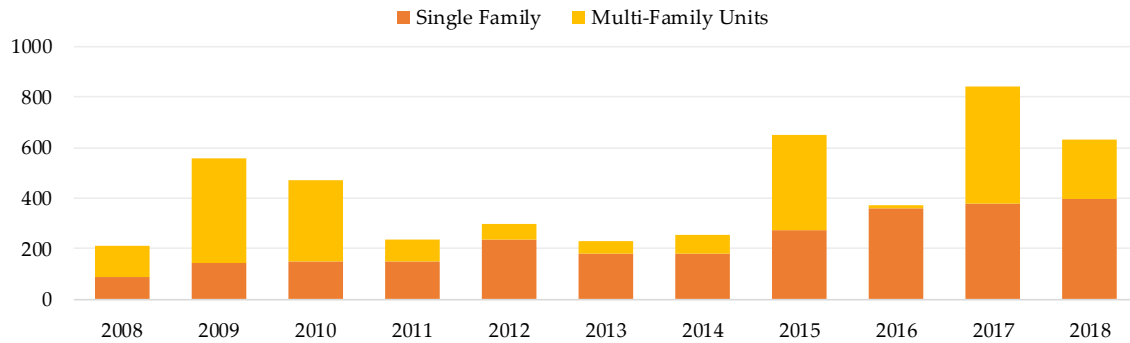
US Census Bureau

## Unemployment Rate

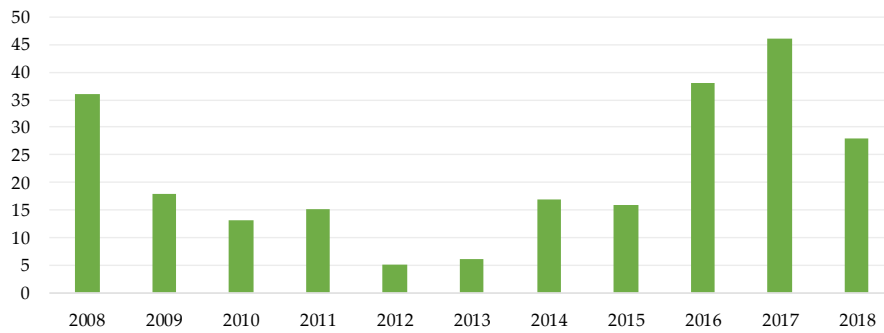


US Bureau of Labor Statistics

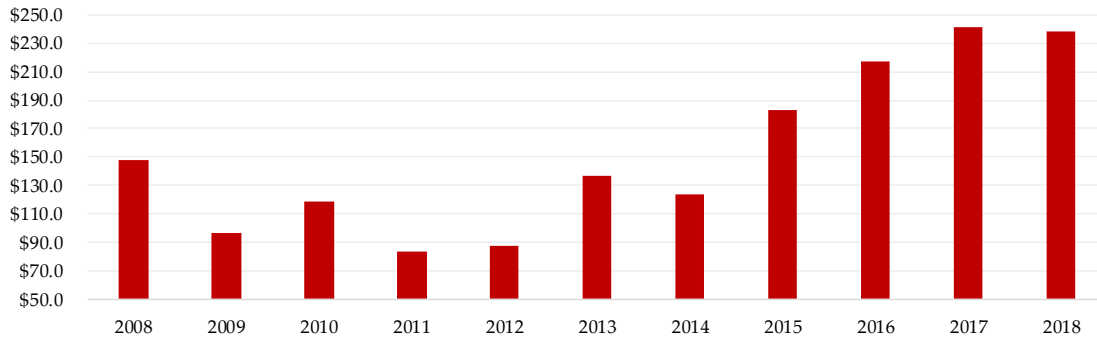
## Residential Permits



## Commercial Permits



## Building Valuation (millions)



## Building Permits

<i>Year</i>	<i>Single Family</i>	<i>Multi-Family Units</i>	<i>Commercial</i>	<i>Valuation (millions)</i>
2010	150	318	13	\$118.3
2011	148	90	15	\$83.1
2012	235	60	5	\$86.8
2013	177	52	6	\$137.1
2014	179	72	17	\$123.5
2015	275	372	16	\$183.0
2016	359	15	38	\$217.2
2017	379	464	46	\$242.0
2018	395	236	28	\$238.1



8000 S Redwood Road  
West Jordan, UT 84088

[www.westjordan.utah.gov/economic-development](http://www.westjordan.utah.gov/economic-development)

## Economic Development Department

### **Paul Coates**

*Business Development Manager*

(801) 569-5181

paul.coates@westjordan.utah.gov

### **Jeremy Olsen**

*Redevelopment Program Manager*

(801) 569-5184

jeremy.olsen@westjordan.utah.gov